


General information about company	
Scrip code	539839
Name of the company	Franklin Leasing and Finance Ltd
Whether company is SME	Yes
Class of Security	Equity Shares
Type of report	Half yearly
Quarter Ended / Half year ended/Date of Report (For Prelisting / Allotment)	30-09-2016
Date of allotment / extinguishment (in case Capital Restructuring selected) / Listing Date	
Shareholding pattern filed under	Regulation 31 (1) (b)

Certify True Copy



Sr. No.	Particular	Yes/No
1	Whether the Listed Entity has issued any partly paid up shares?	No
2	Whether the Listed Entity has issued any Convertible Securities ?	No
3	Whether the Listed Entity has issued any Warrants ?	No
4	Whether the Listed Entity has any shares against which depository receipts are issued?	No
5	Whether the Listed Entity has any shares in locked-in?	Yes
6	Whether any shares held by promoters are pledge or otherwise encumbered?	No
7	Whether company has equity shares with differential voting rights?	No

Certify True Copy

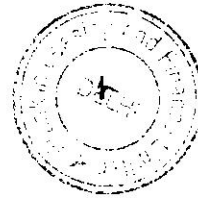


Table I - Summary Statement holding of specified securities

Category (I)	Category of shareholder (II)	Nos. Of shareholders (III)	No. of fully paid up equity shares held (IV)	No. Of Partly paid-up equity shares held (V)	No. Of shares underlying Depository Receipts (VI)	Total nos. shares held (VII) = (IV)+(V) + (VI)	Shareholding as a % of total no. of shares (calculated as per SCRR, 1957) (VIII) As a % of (A+B+C2)	Number of Voting Rights held in each class of securities (IX)			
								No of Voting (XIV) Rights			Total as a % of (A+B+C)
								Class eg: X	Class eg: V	Total	
(A)	Promoter & Promoter Group	2	4257600			4257600	26.98	4257600		4257600	26.98
(B)	Public	94	11524800			11524800	73.02	11524800		11524800	73.02
(C)	Non Promoter-Non Public										
(C1)	Shares underlying DRs										
(C2)	Shares held by Employee Trusts										
	Total	96	15782400			15782400	100	15782400		15782400	100

Certify True Copy




Table I - Summary Statement holding of specified securities										
Category (I)	Category of shareholder (II)	No. Of Shares Underlying Outstanding convertible securities (X)	No. of Shares Underlying Outstanding Warrants (Xi)	No. Of Shares Underlying Outstanding convertible securities and No. Of Warrants (Xi) (a)	Shareholding as a % assuming full conversion of convertible securities (as a percentage of diluted share capital) (XI)= (VII)+(X) As a % of (A+B+C2)	Number of Looked in shares (XII)		Number of Shares pledged or otherwise encumbered (XIII)		Number of equity shares held in dematerialized form (XIV)
						No. (a)	As a % of total Shares held (b)	No. (a)	As a % of total Shares held (b)	
(A)	Promoter & Promoter Group				26.98	4257600	100			1257600
(B)	Public				73.02	7296000	63.31			11524800
(C)	Non Promoter-Non Public									
(C1)	Shares underlying DRs									
(C2)	Shares held by Employee Trusts									
	Total				100	11553600	73.21			15782400

Certify True Copy



Table II - Statement showing shareholding pattern of the Promoter and Promoter Group

Sr.	Category & Name of the Shareholders (I)	Nos. Of shareholders (III)	No. of fully paid up equity shares held (IV)	No. Of Partly paid-up equity shares held (V)	No. Of shares underlying Depository Receipts (VI)	Total nos. shares held (VII) = (IV)+(V) + (VI)	Shareholding as a % of total no. of shares (calculated as per SCRR, 1957) (VIII) As a % of (A+B+C2)	Number of Voting Rights held in each class of securities (IX)			
								No of Voting (XIV) Rights			Total as a % of Total Voting rights
								Class eg. X	Class eg. Y	Total	
A	Table II - Statement showing shareholding pattern of the Promoter and Promoter Group										
(1)	Indian										
(a)	Individuals/Hindu undivided Family	1	80000			80000	0.51	80000		80000	0.51
(d)	Any Other (specify)	1	4177600			4177600	26.47	4177600		4177600	26.47
Sub-Total (A)(1)		2	4257600			4257600	26.98	4257600		4257600	26.98
(2)	Foreign										
Total Shareholding of Promoter and Promoter Group (A) = (A)(1)+(A)(2)		2	4257600			4257600	26.98	4257600		4257600	26.98
B	Table III - Statement showing shareholding pattern of the Public shareholder										
(1)	Institutions										
(3)	Non-institutions										
(a(i))	Individuals - i. Individual shareholders holding nominal share capital up to Rs. 2 lakhs.	11	104000			104000	0.66	104000		104000	0.66
(a(ii))	Individuals - ii. Individual shareholders holding nominal share capital in excess of Rs. 2 lakhs.	59	3448000			3448000	21.85	3448000		3448000	21.85
(e)	Any Other (specify)	24	7972800			7972800	50.52	7972800		7972800	50.52
Sub-Total (B)(3)		94	11524800			11524800	73.02	11524800		11524800	73.02
Total Public Shareholding (B) = (B)(1) + (B)(2) + (B)(3)		94	11524800			11524800	73.02	11524800		11524800	73.02
C	Table IV - Statement showing shareholding pattern of the Non Promoter- Non Public shareholder										
Total (A+B+C2)		96	15782400			15782400	100	15782400		15782400	100
Total (A+B+C)		96	15782400			15782400	100	15782400		15782400	100

Certify True Copy




Table II - Statement showing shareholding pattern of the Promoter and Promoter Group									
Sr.	No. Of Shares Underlying Outstanding convertible securities (X)	No. of Shares Underlying Outstanding Warrants (Xi)	No. Of Shares Underlying Outstanding convertible securities and No. Of Warrants (Xi) (a)	Shareholding , as a % assuming full conversion of convertible securities (as a percentage of diluted share capital) (XI)= (VII)+(X) As a % of (A+B+C2)	Number of Locked in shares (XII)		Number of Shares pledged or otherwise encumbered (XIII)		Number of equity shares held in dematerialized form (XIV)
					No. (a)	As a % of total Shares held (b)	No (a)	As a % of total Shares held (b)	
A	Table II - Statement showing shareholding pattern of the Promoter and Promoter Group								
(1)	Indian								
(a)				0.51	80000	100			80000
(d)				26.47	4177600	100			4177600
Sub-Total (A) (1)				26.98	4257600	100			4257600
(2)	Foreign								
Total Shareholding of Promoter and Promoter Group (A)= (A)(1)+(A)(2)				26.98	4257600	100			4257600
B	Table III - Statement showing shareholding pattern of the Public shareholder								
(1)	Institutions								
(3)	Non-institutions								
(a(i))				0.66	0	0			104000
(a(ii))				21.85	0	0			3448000
(c)				50.52	7296000	91.51			7972800
Sub-Total (B) (3)				73.02	7296000	63.31			11524800
Total Public Shareholding (B)=(B)(1)+(B)(2)+(B)(3)				73.02	7296000	63.31			11524800
C	Table IV - Statement showing shareholding pattern of the Non Promoter- Non Public shareholder								
Total (A+B+C2)				100	11553600	73.21			15782400
Total (A+B+C)				100	11553600	73.21			15782400

Certify True Copy




Individuals/Hindu undivided Family		
Serial No.	1	
Name of the Shareholders (I)	PAWAN DALMIA	Click here to go back
PAN (II)	AHJPD5970E	Total
No. of fully paid up equity shares held (IV)	80000	80000
No. Of Partly paid-up equity shares held (V)		
No. Of shares underlying Depository Receipts (VI)		
Total nos. shares held (VII) = (IV)+ (V)+ (VI)	80000	80000
Shareholding as a % of total no. of shares (calculated as per SCRR, 1957) (VIII) As a % of (A+B+C2)	0.51	0.51
Number of Voting Rights held in each class of securities (IX)		
Class eg: X	80000	80000
Class eg: y		
Total	80000	80000
Total as a % of Total Voting rights	0.51	0.51
No. Of Shares Underlying Outstanding convertible securities (X)		
No. of Shares Underlying Outstanding Warrants (Xi)		
No. Of Shares Underlying Outstanding convertible securities and No. Of Warrants (Xi) (a)		
Shareholding , as a % assuming full conversion of convertible securities (as a percentage of diluted share capital) (XI)= (VII) + (Xi)(a) As a % of (A+B+C2)	0.51	0.51
Number of Locked in shares (XII)		
No. (a)	80000	80000
As a % of total Shares held (b)	100	100
Number of Shares pledged or otherwise encumbered (XIII)		

Certify True Copy



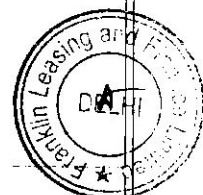
No. (a)		
As a % of total Shares held (b)		
Number of equity shares held in dematerialized form (XIV)	80000	80000
Reason for not providing PAN		
Reason for not providing PAN		

Certify True Copy




Any Other (specify)		
Serial No.	1	
Category	Bodies Corporate	Click here to go back
Name of the Shareholders (I)	CONFIDENT FINANCIAL ADVISORY PRIVATE LIMITED	
PAN (II)	AADCC4022C	Total
No. of the Shareholders (I)	1	1
No. of fully paid up equity shares held (IV)	4177600	4177600
No. Of Partly paid-up equity shares held (V)		
No. Of shares underlying Depository Receipts (VI)		
Total nos. shares held (VII) = (IV)+ (V)+ (VI)	4177600	4177600
Shareholding as a % of total no. of shares (calculated as per SCRR, 1957) (VIII) As a % of (A+B+C2)	26.47	26.47
Number of Voting Rights held in each class of securities (IX)		
Class eg: X	4177600	4177600
Class eg: y		
Total	4177600	4177600
Total as a % of Total Voting rights	26.47	26.47
No. Of Shares Underlying Outstanding convertible securities (X)		
No. of Shares Underlying Outstanding Warrants (Xi)		
No. Of Shares Underlying Outstanding convertible securities and No. Of Warrants (Xi) (a)		
Shareholding , as a % assuming full conversion of convertible securities (as a percentage of diluted share capital) (XI)= (VII) + (X) As a % of (A+B+C2)	26.47	26.47
Number of Locked in shares (XII)		
No. (a)	4177600	4177600

Certify True Copy



As a % of total Shares held (b)	100	100
Number of Shares pledged or otherwise encumbered (XIII)		
No. (a)		
As a % of total Shares held (b)		
Number of equity shares held in dematerialized form (XIV)	4177600	4177600
Reason for not providing PAN		

Certify True Copy




Individuals - ii. Individual shareholders holding nominal share capital in excess of Rs. 2 lakhs.		
Serial No.	1	
Name of the Shareholders (I)	MANOJ MITTAL	Click here to go back
PAN (II)	AAGPM0399G	Total
No. of fully paid up equity shares held (IV)	304000	304000
No. Of Partly paid-up equity shares held (V)		
No. Of shares underlying Depository Receipts (VI)		
Total nos. shares held (VII) = (IV)+ (V)+ (VI)	304000	304000
Shareholding as a % of total no. of shares (calculated as per SCRR, 1957) (VIII) As a % of (A+B+C2)	1.93	1.93
Number of Voting Rights held in each class of securities (IX)		
Class eg: X	304000	304000
Class eg: y		
Total	304000	304000
Total as a % of Total Voting rights	1.93	1.93
No. Of Shares Underlying Outstanding convertible securities (X)		
No. of Shares Underlying Outstanding Warrants (Xi)		
No. Of Shares Underlying Outstanding convertible securities and No. Of Warrants (Xi) (a)		
Shareholding , as a % assuming full conversion of convertible securities (as a percentage of diluted share capital) (XI)= (VII) . (X) As a % of (A+B+C2)	1.93	1.93
Number of Locked in shares (XII)		
No. (a)	0	0
As a % of total Shares held (b)	0	0
Number of equity shares held in		

Certify True Copy




dematerialized form (XIV)	304000	304000
Reason for not providing PAN		
Reason for not providing PAN		

Certify True Copy




Any Other (specify)							
Serial No.	1	2	3	4	5	6	7
Category	Bodies Corporate	Bodies Corporate	Bodies Corporate	Bodies Corporate	Bodies Corporate	Bodies Corporate	Bodies Corporate
Category / More than 1 percentage	More than 1 percentage of shareholding	More than 1 percentage of shareholding	More than 1 percentage of shareholding	More than 1 percentage of shareholding	More than 1 percentage of shareholding	More than 1 percentage of shareholding	More than 1 percentage of shareholding
Name of the Shareholders (I)	VISTAAR INFRA PROPERTY PRIVATE LIMITED	KAKSH IMPEX PRIVATE LIMITED	SURAKSHIT MERCHANTS PRIVATE LIMITED	INDIVAR REALTORS PRIVATE LIMITED	MSB e-TRADE SECURITIES LIMITED	SHIVMANGAL STOCK MANAGEMENT PRIVATE LIMITED	DEHANSAKTI SUPPLIERS PRIVATE LIMITED
PAN (II)	AADCV4835C	AADCK4856E	AANCS7666N	AACCI4802M	AAACB2837M	AAACS0255J	AADCID7877L
No. of the Shareholders (I)	1	1	1	1	1	1	1
No. of fully paid up equity shares held (IV)	2257450	2231500	2166400	228750	224000	217800	178100
No. Of Partly paid-up equity shares held (V)							
No. Of shares underlying Depository Receipts (VI)							
Total nos. shares held (VII) = (IV)+ (V)+ (VI)	2257450	2231500	2166400	228750	224000	217800	178100
Shareholding as a % of total no. of shares (calculated as per SCRR, 1957) (VIII) As a % of (A+B+C2)	14.3	14.14	13.73	1.45	1.42	1.38	1.13
Number of Voting Rights held in each class of securities (IX)							
Class eg: X	2257450	2231500	2166400	228750	224000	217800	178100
Class eg: y							
Total	2257450	2231500	2166400	228750	224000	217800	178100
Total as a % of Total Voting rights	14.3	14.14	13.73	1.45	1.42	1.38	1.13
No. Of Shares Underlying Outstanding convertible securities (X)							
No. of Shares Underlying Outstanding Warrants (Xi)							
No. Of Shares Underlying Outstanding convertible securities and No. Of Warrants (Xi)							

Certify True Copy



(a)							
Shareholding as a % assuming full conversion of convertible securities (as a percentage of diluted share capital) (XI) = (VII)+(X) As a % of (A+B+C2)	14.3	14.14	13.73	1.45	1.42	1.38	1.13
Number of Locked in shares (XII)							
No. (a)	2257450	2231500	2166400	228750	0	217800	178100
As a % of total Shares held (b)	100	100	100	100	0	100	100
Number of equity shares held in dematerialized form (XIV)	2257450	2231500	2166400	228750	224000	217800	178100
Reason for not providing PAN							
Reason for not providing PAN							

Certify True Copy



Any Other (specify)		
Serial No.	8	
Category	HUF	
Category / More than 1 percentage	More than 1 percentage of shareholding	
Name of the Shareholders (I)	MANOJ MITTAL (HUF)	Click here to go back
PAN (II)	AADHM0316C	Total
No. of the Shareholders (I)	1	0
No. of fully paid up equity shares held (IV)	200000	0
No. Of Partly paid-up equity shares held (V)		
No. Of shares underlying Depository Receipts (VI)		
Total nos. shares held (VII) = (IV)+ (V)+ (VI)	200000	0
Shareholding as a % of total no. of shares (calculated as per SCRR, 1957) (VIII) As a % of (A+B+C2)	1.27	0
Number of Voting Rights held in each class of securities (IX)		
Class eg: X	200000	0
Class eg: y		
Total	200000	0
Total as a % of Total Voting rights	1.27	0
No. Of Shares Underlying Outstanding convertible securities (X)		
No. of Shares Underlying Outstanding Warrants (Xi)		
No. Of Shares Underlying Outstanding convertible securities and No. Of Warrants (Xi) (a)		
Shareholding , as a % assuming full conversion of convertible securities (as a percentage of diluted share capital) (XI)= (VII) - (X) As a % of (A+B+C2)	1.27	0
Number of Locked in shares (XII)		

Certify True Copy



No. (a)	0	0
As a % of total Shares held (b)	0	0
Number of equity shares held in dematerialized form (XIV)	200000	0
Reason for not providing PAN		
Reason for not providing PAN		

Certify True Copy

